

147384-3 ✓ ACTIVE

AMPMODU | AMPMODU 50/50 Grid

TE Internal #: 147384-3

PCB Mount Receptacle, Vertical, Board-to-Board, 30 Position, 1.27 mm [.05 in] Centerline, Gold, Surface Mount, Signal, Black, AMPMODU 50/50 Grid

[View on TE.com >](#)



Connectors > PCB Connectors > PCB Headers & Receptacles



PCB Connector Assembly Type: **PCB Mount Receptacle**

PCB Mount Orientation: **Vertical**

Connector System: **Board-to-Board**

Number of Positions: **30**

Number of Rows: **2**

## Features

### Product Type Features

PCB Connector Assembly Type	PCB Mount Receptacle
Connector System	Board-to-Board
Connector & Contact Terminates To	Printed Circuit Board

### Configuration Features

Stackable	No
PCB Mount Orientation	Vertical
Number of Positions	30
Number of Rows	2
Board-to-Board Configuration	Parallel

### Electrical Characteristics

Dielectric Withstanding Voltage (Max)	300 VAC
Insulation Resistance	5000 MΩ
Operating Voltage	30 VAC

### Body Features



Assembly Process Feature Material	Aluminum
PCB Retention Feature Material	Copper Alloy
PCB Retention Feature Plating Material	Tin-Lead over Nickel
Primary Product Color	Black

### Contact Features

	150 $\mu$ m
Mating Pin Diameter	.46 mm[.018 in]
PCB Contact Termination Area Plating Material	Tin-Lead
Contact Base Material	Copper Alloy
Contact Mating Area Plating Material	Gold
Contact Mating Area Plating Material Thickness	.762 $\mu$ m[30 $\mu$ m]
Contact Type	Socket
Contact Current Rating (Max)	.5 A

### Termination Features

Rectangular Termination Post & Tail Thickness	.08 mm[.003 in]
Rectangular Termination Post & Tail Width	.36 mm[.014 in]
Termination Method to Printed Circuit Board	Surface Mount

### Mechanical Attachment

PCB Mount Retention Type	Hold-Down Post
Mating Alignment	With
Mating Alignment Type	Polarizing Tab
PCB Mount Retention	With
PCB Mount Alignment	Without
Connector Mounting Type	Board Mount

### Housing Features

Centerline (Pitch)	1.27 mm[.05 in]
Housing Material	LCP - GF (Liquid Crystal Polymer)

### Dimensions

Connector Height	4.75 mm[.187 in]
Row-to-Row Spacing	1.27 mm[.05 in]
PCB Thickness (Recommended)	1.57 mm[.062 in]

### Usage Conditions



Operating Temperature Range	-65 – 105 °C[-85 – 221 °F]
-----------------------------	----------------------------

### Operation/Application

Assembly Process Feature	Pick and Place Cover
Circuit Application	Signal

### Industry Standards

Approved Standards	CSA LR7189, UL E28476
UL Flammability Rating	UL 94V-0

### Packaging Features

Packaging Reel Diameter	32 mm[1.25 in]
Packaging Quantity	600
Packaging Type	Tape & Reel

### Product Compliance

[For compliance documentation, visit the product page on TE.com>](#)

EU RoHS Directive 2011/65/EU	Not Compliant
EU ELV Directive 2000/53/EC	Not Compliant
China RoHS 2 Directive MIIT Order No 32, 2016	Restricted Materials Above Threshold
EU REACH Regulation (EC) No. 1907/2006	Current ECHA Candidate List: JUNE 2022 (224) Candidate List Declared Against: JAN 2020 (205) SVHC > Threshold: Pb (13% in COMPONENT PART) <b>Article Safe Usage Statements:</b> Do not eat, drink or smoke when using this product. Wash thoroughly after handling. Recycle if possible and dispose of the article by following all applicable governmental regulations relevant to your geographic location.
Halogen Content	Not Low Halogen - contains Br or Cl > 900 ppm.
Solder Process Capability	Reflow solder capable to 260°C

#### Product Compliance Disclaimer

This information is provided based on reasonable inquiry of our suppliers and represents our current actual knowledge based on the information they provided. This information is subject to change. The part numbers that TE has identified as EU RoHS compliant have a maximum concentration of 0.1% by weight in homogenous materials for lead, hexavalent chromium, mercury, PBB, PBDE, DBP, BBP, DEHP, DIBP, and 0.01% for cadmium, or qualify for an exemption to these limits as defined in the Annexes of Directive 2011/65/EU (RoHS2). Finished electrical and electronic equipment products will be CE marked as required by Directive 2011/65/EU. Components may not be CE marked. Additionally, the part numbers that TE has identified as EU ELV compliant have a maximum concentration of 0.1% by weight in homogenous materials for lead, hexavalent chromium, and mercury, and 0.01% for cadmium, or qualify for an exemption to these limits as defined in the Annexes of Directive 2000/53/EC (ELV). Regarding the REACH Regulation, the information TE provides on SVHC in articles for this part number is based on the latest European Chemicals Agency (ECHA) 'Guidance on requirements for substances in articles' posted at this URL: <https://echa.europa.eu/guidance-documents/guidance-on-reach>


## Compatible Parts



TE Part # 104655-4  
30 50/50 HDR DRST SFMNT .250




TE Part # 104892-3  
30 50/50 GRID CBLE RCPT W/LTCH



TE Part # 104894-3  
30 50/50 GRID RA HDR



TE Part # 104891-3  
30 50/50 GRID CABLE RCPT COVER



TE Part # 104693-3  
30 50/50 HDR DRST SFMNT .390




TE Part # 104656-3  
30 50/50 HDR DRST SFMNT .320



TE Part # 147382-4  
40 50/50 HDR SMT.320 W/HD VC



TE Part # 1571424-4  
30 50/50 HDR DRST TH .250



TE Part # 1977276-2  
30 50/50 GRID RA HDR



TE Part # 2267255-3  
30 50/50 HDR DRST TH .320



TE Part # 2267256-3  
30 50/50 HDR DRST TH .390



TE Part # 2267258-3  
30 50/50 HDR TH/PIP.250 W/HD VC



TE Part # 2267259-3  
30 50/50 HDR TH/PIP.320 W/HD VC




TE Part # 2267260-3  
30 50/50 HDR TH/PIP.390 W/HD VC


Also in the Series | [AMPMODU 50/50 Grid](#)



Insertion &amp; Extraction Tools(1)



PCB Connector Covers(9)



PCB Headers &amp; Receptacles(302)



Ribbon Cable Connectors(34)

## Documents

### Product Drawings

[30 50/50 GRID DR SMT RCPT VC](#)

English

### CAD Files

[3D PDF](#)

3D

Customer View Model

[ENG\\_CVM\\_CVM\\_147384-3\\_D.2d\\_dxf.zip](#)

English

Customer View Model

[ENG\\_CVM\\_CVM\\_147384-3\\_D.3d\\_igs.zip](#)

English

Customer View Model

[ENG\\_CVM\\_CVM\\_147384-3\\_D.3d\\_stp.zip](#)

English

By downloading the CAD file I accept and agree to the [Terms and Conditions](#) of use.

### Product Specifications

[Application Specification](#)

English

### Product Environmental Compliance

[TE Material Declaration](#)

English

### Agency Approvals

[UL Report](#)

English